

# 移动 IP 的切换特征分析\*

赵庆林<sup>1+</sup>, 李忠诚<sup>1</sup>, 冯丽<sup>2</sup>, 杨建华<sup>1</sup>

<sup>1</sup>(中国科学院 计算技术研究所 信息网络室,北京 100080)

<sup>2</sup>(香港大学 数学系,香港)

## Characterization of Handoff in Mobile IP

ZHAO Qing-Lin<sup>1+</sup>, LI Zhong-Cheng<sup>1</sup>, FENG Li<sup>2</sup>, YANG Jian-Hua<sup>1</sup>

<sup>1</sup>(Information Network Laboratory, Institute of Computing Technology, The Chinese Academy of Sciences, Beijing 100080, China)

<sup>2</sup>(Department of Mathematics, University of Hong Kong, Hong Kong, China)

+ Corresponding author: Phn: +86-10-62565533, Fax: +86-10-62567724, E-mail: zql@ict.ac.cn

Received 2004-02-10; Accepted 2004-09-08

Zhao QL, Li ZC, Feng L, Yang JH. Characterization of handoff in Mobile IP. *Journal of Software*, 2005,16(7): 1305–1313. DOI: 10.1360/jos161305

**Abstract:** Mobile IP is a simple and scalable global mobility solution. This paper numerically analyzes the characterization of handoff for Mobile IP: the probability distribution about packet loss and packet disorder. By using the result, the radius of overlap region is optimized. The illustrations show that the model precisely reflects the handoff behavior. The probability is very helpful to evaluate the handoff performance.

**Key words:** mobile IP; cell overlap; packet loss; packet disorder

**摘要:** 移动 IP 是一种简单的、可扩展的全球移动管理方案。从理论上分析了移动 IP 的切换特征——分组丢失和分组乱序的概率分布。应用这个结果,优化了重叠区域半径。实例表明,模型准确地刻画了移动 IP 的切换行为。结果对于评价移动 IP 的切换性能非常有用。

**关键词:** 移动 IP; 蜂窝重叠; 分组丢失; 分组乱序

中图法分类号: TP393 文献标识码: A

---

\* Supported by the National Natural Science Foundation of China under Grant No.90104006 (国家自然科学基金); the National High-Tech Research and Development Plan of China under Grant Nos.2001AA112052, 2003BA904B06 (国家高技术研究发展计划(863))

**ZHAO Qing-Lin** was born in 1974. He is a Ph.D. candidate at the Institute of Computing Technology, the Chinese Academy of Sciences. His current research interests include wireless communication and mobile networks etc. **LI Zhong-Cheng** was born in 1962. He is a professor and doctoral supervisor at the Institute of Computing Technology, the Chinese Academy of Sciences and a CCF senior member. His researches areas are computer networks etc. **FENG Li** was born in 1976. She is a Ph.D. candidate at the Department of Mathematics, the University of Hong Kong. Her current research interests include graph theory and approximation algorithm design etc. **YANG Jian-Hua** was born in 1978. She is a Ph.D. candidate at the Institute of Computing Technology, the Chinese Academy of Sciences. Her current research interests include high-speed network measurement and monitoring etc.

## 1 Introduction

Mobile IP<sup>[1,2]</sup> is a solution for mobility on the global Internet by IETF. It allows a Mobile Node (MN) to change its point of attachment from an old Access Router (oAR) to a new Access Router (nAR), across media of similar or dissimilar type; and allows Correspondent Node (CN) to send IP packets to the MN transparently. With the help of Mobile IP, people can freely access many different kinds of services in Internet. Although there are many advantages using Mobile IP, its limitations are also very obvious. For example, when MN moves from one place to another, the whole handoff procedure might go with these phenomena, e.g., packet loss, packet disorder, and etc. These phenomena badly affect handoff performance, and they perhaps have some relationships with the following factors: (1) the cell layout, e.g., cell overlap vs. no overlap; (2) the handoff type, e.g., soft handoff vs. hard handoff; (3) the handoff initiation strategies<sup>[3]</sup>, e.g., Eager Cell Switching (ECS) strategy vs. Lazy Cell Switching (LCS) strategy; (4) movement velocity etc.

In the case of no overlap, MN doesn't receive out-of-sequence packets, however, it will suffer packet loss, which can be analyzed according to the handoff delay. In the case of cell overlap, if adopting hard handoff--i.e., an MN firstly disconnects with oAR before it makes a handoff, this case is similar to no overlap. However, if adopting soft handoff--i.e., MN keeps connections with oAR and nAR simultaneously when it carries out a handoff, this case is especially complicated.

The packet loss also deeply depends on the handoff initiation strategies, e.g., the packet loss might be much less adopting ECS strategy than LCS strategy. The basic idea of ECS strategy is that MN should carry out Layer 3 handoff upon receiving a new router advertisement. The detailed description can be found in Ref.[3]. Note that for LCS strategy, it is easy to know that the handoff performance in the case of cell overlap is the same to the case of no overlap.

Some research results on performance analysis of Mobile IP can be found in Refs.[4-6]. However, as said in Ref.[7], these results are carried out mostly by simulations. In addition, they pay more attention to the handoff delay than packet loss and packet disorder; moreover, the handoff performance in the case of cell overlap is rarely analyzed.

In this paper, considering that MN carries out soft handoff which adopts ECS strategy, we will model and analyze packet loss and packet disorder. As said in Ref.[8], in the case of Internet access, the average number of these metrics is not very important, and their distributions are much more interesting. Therefore, we try to get the distributions of number of the lost packets and out-of-sequence packets.

This paper is organized as follows: In Section 2, we outline handoff procedure for Mobile IP. Then, in Section 3, we model and analyze packet loss, packet disorder, and get a general expression about their probabilities. In Section 4, by using the results of Section 3, we optimize the radius of overlap region. In Section 5, some illustrations show that our model conforms to our observation perfectly. Finally, Section 6 concludes the paper with some further research directions.

In this paper, we assume that a Cell is equivalent to an AR domain, and use the concepts in Mobile IPv6, but the analysis method and the results are suitable for Mobile IPv4.

## 2 Handoff Process for Mobile IP

### 2.1 Basic definitions

Now let us firstly give the basic definitions in order to make the further analysis.

Because there is no buffer and forwarding strategy in basic Mobile IP<sup>[1,2]</sup>, some packets will be lost during the handoff procedure. Therefore, we define:

**Number of lost packets:** the number of packets resided in oAR, which won't be forwarded to MN due to handoff. It is denoted by  $N$ .

When MN carries out soft handoff, it will keep connections with oAR and nAR simultaneously. Therefore, there are maybe some intervals in which the packets from nAR arrive at MN more early than the packets from oAR. We call the interval as the interval of packet disorder.

**Number of out-of-sequence packets:** the number of packets received from oAR during the interval of packet disorder. It is denoted by  $W$ .

Packet disorder will bring unwanted effects<sup>[9]</sup>. For example, for TCP congestion control, it creates duplicate ACKs, and invoke unnecessary packets retransmission. Some papers<sup>[10,11]</sup> have paid attention to it and tried to prevent it.

### 2.2 Handoff process for mobile IP

Handoff in mobile IP is Layer 3 handoff. When MN moves from one oAR domain(also called one subnet) into one nAR domain, it will carry out a handoff which contains three stages (see Fig.1): (1) link layer handoff; (2) handoff initiation (also called movement detection); (3) binding update and media redirection, etc.

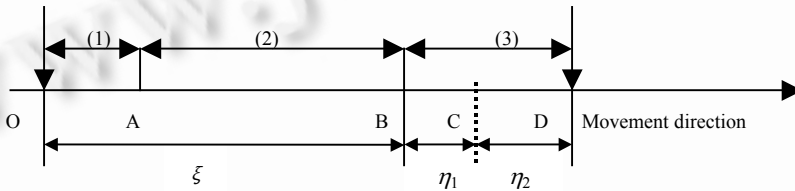


Fig.1 Handoff process for mobile IP

Figure 1 plots the handoff process for Mobile IP. At time O, MN begins to carry out Layer 2 handoff. At time A, MN finishes Layer 2 handoff. After this, MN begins to carry out handoff initiation. At time B, MN sends a binding update message, and begins to carry out location registration. At time C, the binding update message arrives at CN, and after this, packets are redirected to nAR. At time D, MN receives binding update acknowledge message, and finishes the whole handoff process. After this, it may receive packets from nAR. By the definition of A, B, C, D, we can define  $\xi$ ,  $\eta_1$  and  $\eta_2$ , where  $\xi$  denotes the interval from the time when MN begins to carry out Layer 2 handoff to the time when MN tries to send a binding update message;  $\eta_1$  denotes the one-way delay from MN to CN;  $\eta_2$  denotes the one-way delay from CN to MN. Let  $f_{\xi}(x)$ ,  $f_{\eta_1}(y)$ ,  $f_{\eta_2}(z)$  and  $f_{\xi, \eta_1, \eta_2}(x, y, z)$  denote the probability density function of  $\xi$ ,  $\eta_1$ ,  $\eta_2$  and their joint probability density function, respectively, it is obvious that  $\xi$  is independent of  $\eta_1$ ,  $\eta_2$ .

### 3 Model and Analysis of Packet Loss in the Case of Cell Overlap

Assume that MN moves from oAR to nAR along fairly straight lines, and it always can receive the advertisements and packets from oAR and nAR when it resides in the overlap region, see Fig.2.

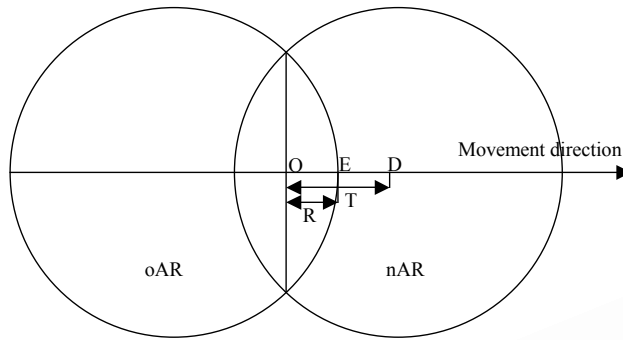


Fig.2 The case of cell overlap

Figure 2 plots the case of cell overlap. At time  $O$ ,  $MN$  begins to carry out Layer 2 handoff. At time  $E$ ,  $MN$  moves out of the overlap region. At time  $D$ ,  $MN$  receives the first packet from  $nAR$ . By Section 2.2, we have  $T = \xi + \eta_1 + \eta_2$ . Let  $R$  denote the distance between  $O$  and  $E$ , which is called the radius of overlap region,  $V$  denote the movement velocity of  $MN$ , and set  $M1 = R/V$ , then, it denotes the interval from the time when  $MN$  begins to carry out Layer 2 handoff to the time when  $MN$  moves out of the overlap region; let  $V_{CN}$  denote the packets sending velocity for  $CN$ ,  $V_{MN}$  denote the packets receiving velocity for  $MN$ , and set  $M2 = \gamma S$ ,  $\gamma = V_{CN}/V_{MN}$ ,  $S = \xi + \eta$  (In this paper, we only analyze the case of  $\gamma \geq 1$ ), then, it denotes the interval from the time when  $MN$  begins to carry out Layer 2 handoff to the time when  $MN$  receives all packets resided in  $oAR$  if possible. Let time  $O$  be the origin point, by the definitions of  $T, M1, M2$ , we have the following six cases.

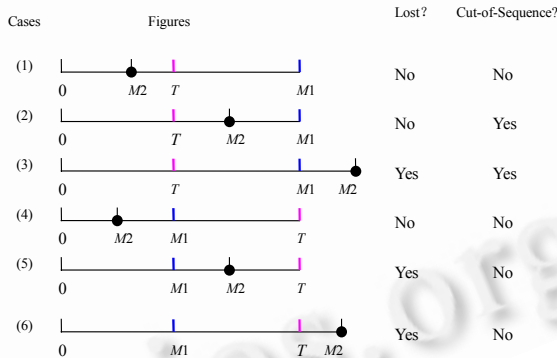


Fig.3 The six cases in cell overlap

Figure 3 reflects that packet loss and packet disorder change as  $T, M1, M2$  change. For example, in the 6th case of  $M2 > T > M1$ ,  $T > M1$  means that, in the overlap region,  $MN$  couldn't receive any packet from  $nAR$ ;  $M2 > M1$  means that, when  $MN$  moves out of the overlap region, some packets resided in  $oAR$  still aren't forward to  $MN$ . They must be lost because there is no buffer and forwarding strategy in the basic Mobile IP<sup>[1,2]</sup>;  $M2 > T$  means that, when  $MN$  receives the first packet from  $nAR$ , packet forwarding from  $oAR$  to  $MN$  still doesn't end if  $MN$  could receive all packets resided in  $oAR$ . Therefore,  $MN$  will not receive any out-of-sequence packets, but the handoff causes packet loss. When the overlap region is small and  $E(\xi)$  is large, the 6th case will happen. From Fig.3, we have:

$$N = \begin{cases} 0, & T < M1, M2 < T \\ 0, & T < M1, M2 > T, M2 < M1 \\ SV_{CN} - M1V_{MN}, & T < M1, M2 > T, M2 > M1 \\ 0, & T > M1, M2 < M1 \\ SV_{CN} - M1V_{MN}, & T > M1, M2 > M1, T > M2 \\ SV_{CN} - M1V_{MN}, & T > M1, M2 > M1, M2 > T \end{cases}, W = \begin{cases} 0, & T < M1, M2 < T \\ (M2 - T)V_{MN}, & T < M1, M2 > T, M2 < M1 \\ (M1 - T)V_{MN}, & T < M1, M2 > T, M2 > M1 \\ 0, & T > M1, M2 < M1 \\ 0, & T > M1, M2 > M1, T > M2 \\ 0, & T > M1, M2 > M1, M2 > T \end{cases}$$

3.1 Packet loss

By the expression of  $N$ , the distribution of  $N$  is

$$P(N < t) = P(SV_{CN} - M1V_{MN} < t, M2 > M1 > T) + P(SV_{CN} - M1V_{MN} < t, T > M2 > M1) \\ + P(SV_{CN} - M1V_{MN} < t, M2 > T > M1) = P(SV_{CN} - M1V_{MN} < t, M2 > M1 > T) \\ + P(SV_{CN} - M1V_{MN} < t, T > M1, M2 > M1) = A + B$$

$$A = \iiint_{\substack{SV_{CN} - M1V_{MN} < t \\ x+y+z < M1 \\ \gamma(x+y) > M1}} f_{\xi, \eta_1, \eta_2}(x, y, z) dx dy dz \quad B = \iiint_{\substack{SV_{CN} - M1V_{MN} < t \\ x+y+z > M1 \\ \gamma(x+y) > M1}} f_{\xi, \eta_1, \eta_2}(x, y, z) dx dy dz$$

$$A = \begin{cases} \iint_{S_{12}} \left[ \int_0^{M1-(x+y)} f_{\xi, \eta_1, \eta_2}(x, y, z) dz \right] dx dy, & \frac{M1}{\gamma} + \frac{t}{V_{CN}} \leq M1 \\ \iint_{S_{22}} \left[ \int_0^{M1-(x+y)} f_{\xi, \eta_1, \eta_2}(x, y, z) dz \right] dx dy, & \frac{M1}{\gamma} + \frac{t}{V_{CN}} > M1 \end{cases}$$

$$B = \begin{cases} \iint_{S_{12}} \left[ \int_{M1-(x+y)}^{\infty} f_{\xi, \eta_1, \eta_2}(x, y, z) dz \right] dx dy, & \frac{M1}{\gamma} + \frac{t}{V_{CN}} \leq M1 \\ \iint_{S_{22}} \left[ \int_{M1-(x+y)}^{\infty} f_{\xi, \eta_1, \eta_2}(x, y, z) dz \right] dx dy + \iint_{S_{23}} \left[ \int_0^{\infty} f_{\xi, \eta_1, \eta_2}(x, y, z) dz \right] dx dy, & \frac{M1}{\gamma} + \frac{t}{V_{CN}} > M1 \end{cases}$$

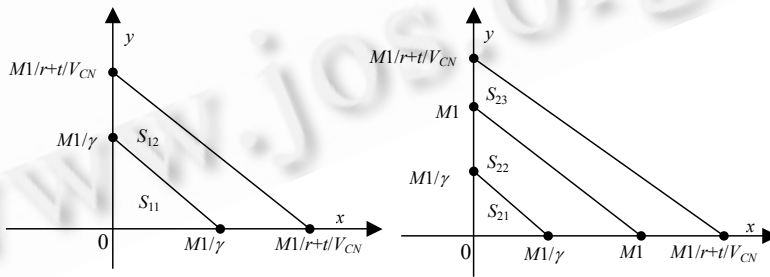


Fig.4

In the case of no overlap, we have  $N = (\xi + \eta_1)V_{CN}$ , then  $P(N < t) = P((\xi + \eta_1)V_{CN} < t) = \frac{1}{V_{CN}} \int_0^t f_{\xi + \eta_1} \left( \frac{\tau}{V_{CN}} \right) d\tau$ ,

where  $f_{\xi + \eta_1}(t)$  is the probability density function of  $\xi + \eta_1$ .

**3.2 Out-of-Sequence packets**

Similarly, the distribution of  $W$  is  $P(W < t) = P((M2 - T)V_{MN} < t, T < M2 < M1) + P((M1 - T)V_{MN} < t, T < M1 < M2)$ .

Obviously, we may analyze the probability about the number of out-of-sequence packets similarly, here we omit it.

Because  $\xi$  is independent of  $\eta_1, \eta_2$ , if we further assume that  $\eta_1$  is independent of  $\eta_2$ , then  $\xi, \eta_1, \eta_2$  are independent. Therefore,  $f_{\xi, \eta_1, \eta_2}(x, y, z) = f_{\xi}(x)f_{\eta_1}(y)f_{\eta_2}(z)$ ,  $f_{\xi+\eta_1}(t) = f_{\xi}(x) * f_{\eta_1}(y)$  (i.e.  $f_{\xi+\eta_1}(t)$  is the integral convolution of  $f_{\xi}(x), f_{\eta_1}(y)$ ), then it is easy to get  $P(N < t), P(W < t)$ .

One general distribution, which is often used in many applications<sup>[7,12]</sup>, is the Gamma distribution  $\Gamma(\alpha, \beta)$ , whose density function is given as follows:  $f(t) = \frac{\beta^\alpha t^{\alpha-1}}{\Gamma(\alpha)} e^{-\beta t}$ ,  $\alpha > 0, \beta > 0$ , where  $\alpha$  is the shape parameter, and  $\Gamma(\alpha)$  is the Gamma function. In Ref.[13], the one-way delay distribution shows Gamma-like shape.

In Sections 4, 5, we will give some illustrations based on the following assumptions:

$\eta_1, \eta_2$  are independent for each other.

$\Gamma(\alpha_1, \beta_1), \Gamma(\alpha_2, \beta_2), \Gamma(\alpha_3, \beta_3)$  are the distribution functions of  $\xi, \eta_1, \eta_2$ , respectively.

**4 Optimal Radius of Overlap Region**

In this section, we give an example of optimizing the radius of overlap region.

Let  $E_N, E_W$  denote the mean number of lost packets and out-of-sequence packets respectively, then  $E_N = \int_{-\infty}^{\infty} t dP(N < t)$ ,  $E_W = \int_{-\infty}^{\infty} t dP(W < t)$ . We want to find an optimal R such that  $E_N$  and  $E_W$  are as small as possible. For example, by the parameters in Table 1.

**Table 1** The parameters to optimize the radius of overlap region

1. $\alpha_1$	1. $\beta_1$	1. $\alpha_2$	1. $\beta_2$	1. $\alpha_3$	1. $\beta_3$	1. $V_{CN}$	1. $V_{MN}$	1. $V$
2. 1	2. 1/20	2. 1	2. 1.2	2. 1	2. 1	2. 1.2	2. 1	2. 1

$$E_N(R) = \frac{1}{23} \exp(-R) \left( -1 + 576 \exp\left(\frac{23}{24}R\right) \right), \frac{dE_N(R)}{dR} < 0$$

$$E_W(R) = \frac{25}{138} \exp\left(-\frac{6}{5}R\right) - \frac{36}{161} \exp\left(-\frac{7}{6}R\right) + \frac{1}{23} \exp(-R) + \frac{9600}{437} \exp\left(-\frac{1}{20}R\right) - \frac{576}{2185} \exp\left(-\frac{5}{24}R\right) - \frac{576}{23} \exp\left(-\frac{1}{24}R\right) + \frac{237}{70}, \frac{dE_W(R)}{dR} > 0$$

It means that  $E_N(R)$  decreases and  $E_W(R)$  increases when R increases. Therefore, there exists an optimal R, such that  $E_N(R)$  and  $E_W(R)$  are as small as possible (See Fig.11).

**5 Numerical Results**

In the following figures, we mark packet loss, packet disorder in the case of cell overlap as loss, disorder, respectively, mark packet loss in the case of no overlap as loss1, and mark the corresponding probability in Fig.3 as  $p1, p2, p3, p4, p5, p6$ , respectively, where  $p1 = P(M1 > T > M2)$ ,  $p2 = P(M1 > M2 > T)$ ,  $p3 = P(M2 > M1 > T)$ ,  $p4 = P(T > M1 > M2)$ ,  $p5 = P(T > M2 > M1)$ ,  $p6 = P(M2 > T > M1)$ . Similar to Section 3, it is easy to compute them (here we omit it). In the following figures, Figs.5, 6, 8, and 9 are plotted by the expressions of  $P(N < t), P(W < t)$  in Section 3 and the parameters in Table 2; Figs.7 and 10 are plotted by  $pi(1 \leq i \leq 6)$  and the parameters in Table 2.

**Table 2** The parameters in Figs.5,6,7,8,9,10

1. $\beta_1$	1. $\alpha_2$	1. $\beta_2$	1. $\alpha_3$	1. $\beta_3$	1. $V_{CN}$	1. $V_{MN}$	1. $V$
2. 2	2. 1	2. 2	2. 1	2. 2	2. 1.2	2. 1	2. 1

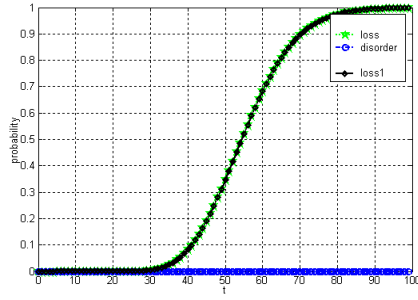


Fig.5

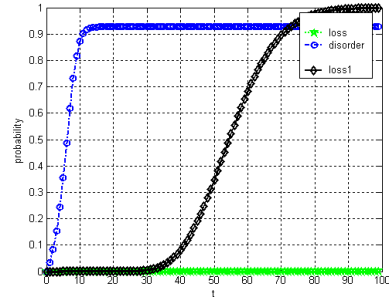


Fig.6

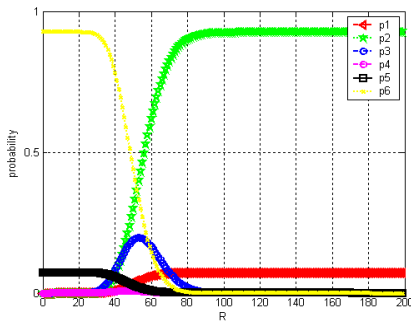


Fig.7

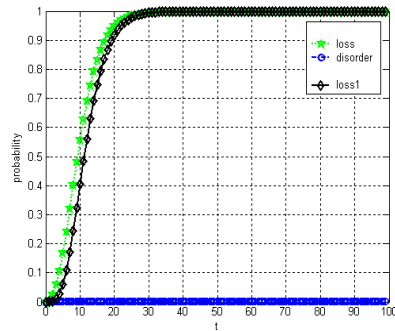


Fig.8

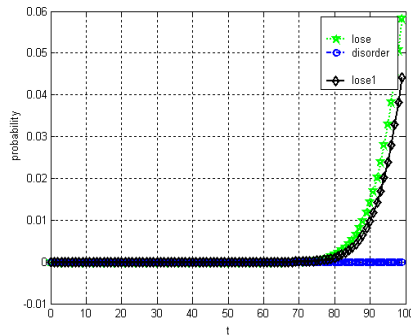


Fig.9

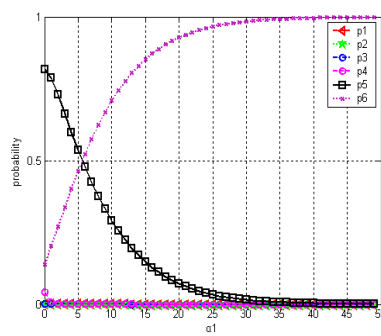


Fig.10

Figure 5 plots the case of  $R=0.00002$ ,  $\alpha_1=20$ , Figure 6 plots the case of  $R=200$ ,  $\alpha_1=20$ . Figure 7 plots when  $R$  change, how  $p_i(1 \leq i \leq 6)$  Changes, where  $\alpha_1=20$ . Figure 5 shows curve loss and loss1 almost overlap. There are almost no out-of-sequence packets. The reason is that the cells have almost no overlap, therefore, the thing in the case of cell overlap is similar to the one in the case of no overlap. It is explained in Fig.7, under this condition, the 6th case in Fig.3 happens at the biggest probability. Figure 6 shows when the radius of overlap region is large enough, the probability about number of the lost packets is almost 0; At the same time, packet disorder appears at a higher probability. It is explained in Fig.7 that under this condition, the 2nd case in Fig.3 happens at the biggest probability. Figures 5 and 6 show the two extreme cases. These illustrations show that the model has conformed to our observation perfectly.

Figure 8 plots the case of  $\alpha_1=2$ ,  $R=2$ . Figure 9 plots the case of  $\alpha_1=50$ ,  $R=2$ . Figure 10 plots when  $\alpha_1$  changes, how  $p_i(1 \leq i \leq 6)$  changes, where  $R=2$ . Because  $E(\xi)=\beta_1 \alpha_1$  (where  $E(\xi)$  denotes the mean value of  $\xi$ ), Figures.8 and 9

show the probability change as  $E(\xi)$  changes, which indicates that the number of the lost packets increases rapidly as  $E(\xi)$  increases for both cell overlap and no overlap; it is explained in Fig.10 that in the case of cell overlap, when  $E(\xi)$  is small, the 5th case in Fig.3 happens at the biggest probability. When  $E(\xi)$  is large, the 6th case in Fig.3 happens at the biggest probability. Therefore, Fig.9 shows the number of the lost packets is bigger than the one in Fig.8. The explanations also conform to our observation perfectly. In Fig.9, it is also observed that  $P(N>100)$  in the case of no overlap is higher than the one in the case of cell overlap.

In Fig.11, it is plotted by the expressions of  $E_N(R)$ ,  $E_W(R)$  in Section 4, It shows that  $E_N(R)$  decreases and  $E_W(R)$  increases as  $R$  increases, which indicates that there exists an optimal  $R$ . From Fig.11, we know that the case  $R=60$  is more rational.

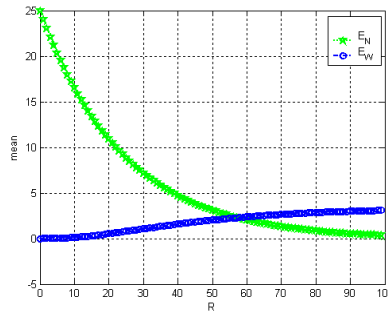


Fig.11

## 6 Conclusions

In this paper, we model and analyze packet loss and packet disorder in the case of cell overlap and no overlap for the first time, and get the general expressions about their probabilities, which are the most important and basic information to understand handoff performance. In addition, using these results, we can further analyze the size of buffers in AR, and optimize the radius of overlap region etc. In the future, we will further study on the performance for fast handoff<sup>[14]</sup>.

## References:

- [1] Perkins CE. IP mobility support for IPv4. RFC3344, 2002.
- [2] Johnson D, Perkins CE, Arkko J. Mobility Support in IPv6. RFC 3775, 2003.
- [3] Perkins CE. Mobile IP, Design Principles and Practices. Addison Wesley, 1998.
- [4] Fikouras NA, Görg C. Performance comparison of hinted and advertisement based movement detection methods for mobile IP hand-offs. Computer Networks, 2001,37(1):55–62.
- [5] Shim E, Wei HY, Chang YS, Richard DG. Low latency handoff for wireless IP QoS with NeighborCasting. In: IEEE Int'l Conf. on Communications. 2002. 3245–3249.
- [6] Tang H, Wu ZF, Nie N, Zhao J, Li H. A comparison of registration performance between macro-mobility proposal and micro-mobility proposal. Chinese Journal of Computers, 2003,25(6):765–768 (in Chinese with English abstract).
- [7] Ma W, Fang Y. Dynamic hierarchical mobility management strategy for mobile IP networks. IEEE Journal on Selected Areas in Communications, 2004,22(4):664–676.
- [8] Marsan, MA, Laface P, Meo M. Packet delay analysis in GPRS systems. In: Proc. of the 22nd Annual Joint Conf. of the IEEE Computer and Communications Societies. 2003. 970–978.
- [9] Lee D, Jong WK. Transient time period analysis of smooth handoffs in mobile IP networks. IEICE Trans. on Communications, 2004,E87-B(3):497–506.
- [10] Guo D, Acampora AS, Zhang Z. Using “refuge proxy” to prevent packet loss/out of sequence and path loop in micro-cell wireless networks. In: Proc. of the IEEE Global Telecommunications Conf. 1997. 133–1343.



- [11] Lee D, Hwang G, Oh C. Performance enhancement of mobile IP by reducing out-of-sequence packets using priority scheduling. IEICE Trans. on Communication, 2002,E85-B(8):1442-1446.
- [12] Fang Y, Chlamtac I, Lin YB. Portable movement modeling for PCS networks. IEEE Trans. on Vehicular Technology, 2000,49(4): 1356-1363.
- [13] Bovy AJ, Mertodimedjo HT, Hooghiemstra G, Uijterwaal H, Van MP. Analysis of end-to-end delay measurements in Internet. In: Proc. of the Passive & Active Measurement Workshop. 2002.
- [14] Koodli R. Fast handovers for mobile IPv6. 2003. Draft-ietf-mobileip-fast-mipv6-06.txt.

#### 附中文参考文献:

- [6] 唐宏,吴中福,晁能,赵军,李华.宏移动协议和宏移动协议的注册性能比较.计算机学报,2003,25(6):765-768.

\*\*\*\*\*

## 中国计算机学会设立创新奖

中国计算机学会创新奖是一项完全由社会力量设立的在计算机领域的科学技术创新奖。中国计算机学会负责该奖项评选和颁奖,每年评选一次。2005年是首次。

中国计算机学会设立此奖的目的是为推动中国计算机及相关领域的科技创新和进步,促进科研成果的转化,促进IT产业的发展,推动科技界学术共同体评价体系的建立,发现和激励创新型科技人才。

中国计算机学会创新奖的评奖活动严格按照公开、公正的原则,根据《中国计算机学会创新奖评奖条例》执行。创新奖评委机构由CCF设立,评委会分为初评委员会和终评委员会,成员均为业内专家。为保证评选的公正性不受干扰,评奖委员会成员名单在最终评奖结果宣布以前不对外公布。主办单位对入围项目将予以公布,接受社会对入围项目的署名投诉。此外,对查实的不符合条例的行为将予以处罚。

申报中国计算机学会创新奖不需要缴纳任何费用,拥有科技成果的团体或个人均可申报参评此奖项,此外,获奖者还可获得证书和奖金。

2005年度中国计算机学会创新奖的申报工作已经开始。

相关信息请登陆中国计算机学会网站 <http://www.ccf.org.cn> 了解。